



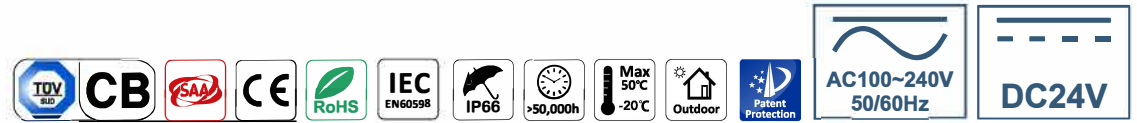
# RGB



## LED FLOOD LIGHTS

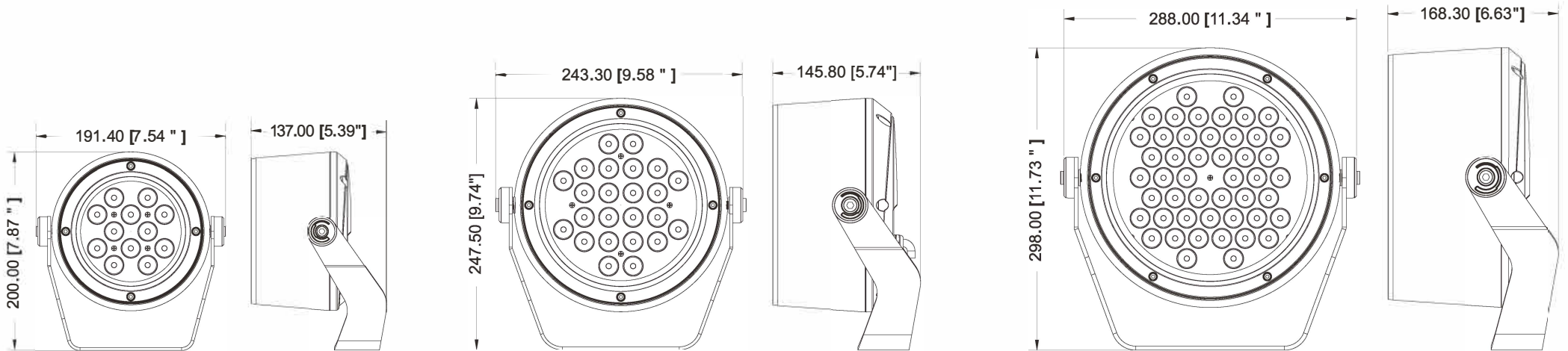
### FL-06-G10(RGB/RGBW)

# Specificaties



Item	Power	Leds	CCT	Weight	Beam Angle
FL20W-06-G10(RGB/RGBW)	20W	RGB/RGBW	Multi-colored	2.00kg(4.41lbs)	20°/40°/60°
FL36W-06-G10(RGB/RGBW)	36W	RGB/RGBW	Multi-colored	3.25kg(7.17lbs)	20°/40°/60°
FL50W-06-G10(RGB/RGBW)	50W	RGB/RGBW	Multi-colored	3.25kg(7.17lbs)	20°/40°/60°
FL72W-06-G10(RGB/RGBW)	72W	RGB/RGBW	Multi-colored	4.80kg(10.6lbs)	20°/40°/60°
FL100W-06-G10(RGB/RGBW)	100W	RGB/RGBW	Multi-colored	4.80kg(10.6lbs)	20°/40°/60°

## Afmetingen(mm)




20W

36W/50W

72W/100W

# Model Opties







Pole Top Mount



Pole Branch Mount



Hoop bracket Mount



Wall Mount



# Features





# IP66

## Waterproof

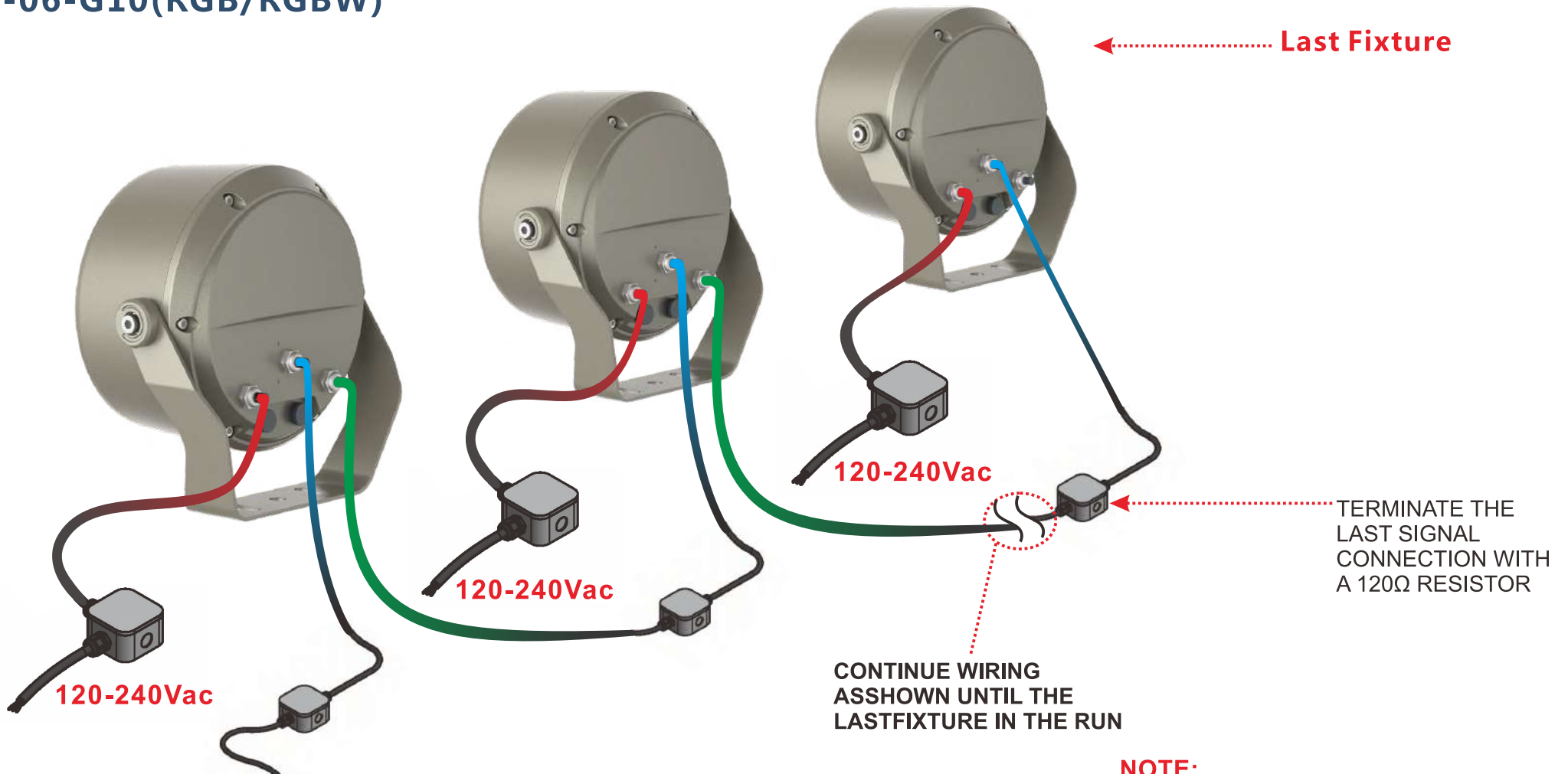


- ▶ Poeder gecoated, Hoogste corrosie weerstand, bestand tegen zware weersomstandigheden;
- ▶ Behuizing van puur Aluminium ADC12, met een hoog waterdichtheidsniveau en anti corrosie kwaliteit;
- ▶ Hoge kwaliteit afdichtingsrubber;



# DMX Controller Diagram Instruction

## CONNECT COMMON AC WIRES FL-06-G10(RGB/RGBW)



**DMX CONTROLLER  
( PROVIDED UPON REQUEST )**

**NOTE:**  
1. MAXIMUM TOTAL SIGNAL WIRE MUST NOT BE GREATER THAN 300m WITHOUT A SIGNAL REPEATER ;  
2. THE AC LINE AND THE DMX SIGNAL LINE SHOULD BE LAID SEPARATELY.



# Toepassingen

Led RGB/RGBW schijnwerpers worden voornamelijk gebruikt in billboards, gebouwen, architecturale exterieurdecoratie, landschapsverlichting, spoorwegstations, parkeergarages, schepen, bouwplaatsen, torenkranen, containerwerven, havens, industriële en commerciële exterieurverlichting decoratieve verlichting voor feestdagen, handelsbeurten, beurzen, tentoonstellingen en andere grootschalige buitentoepassingen



**square**




**City landmark lighting**




**Park**



**Music theatre**



**Architectural decorative lighting**




**Art exhibition hall**




**Street night view**



**Restaurant bar**



**Scenic spot**



**Commercial center**